

# AQHA Equestrians with Disabilities Demonstration 2009

## NARHA Convention • Horse Expo • Fort Worth Stockyards Coliseum

### Fort Worth, Texas • Saturday, November 21

#### **A Short History**

Equestrians with Disabilities (EWD) is an American Quarter Horse Association-approved competition that is open to people with physical or mental disabilities who love competing with the American Quarter Horse. The Equestrians with Disabilities competition is the result of several years of letters, calls, meetings and task forces to develop a program to meet the needs of competitors. Representatives from NARHA, Special Olympics and therapeutic riding centers, along with several individuals, provided input and guidance to create the classes, rules and guidelines. This competition is just like any other AQHA show event, with exhibitors earning awards and recognition, all while enjoying the American Quarter Horse.

#### **Eligibility**

- Each exhibitor must have a current individual membership with AQHA or AQHYA.
- Riders or their families do not have to own the horse. However, only horses registered with AQHA are eligible to compete in approved shows. Only geldings or mares may be shown - stallions are not allowed.
- Exhibitors need to have either an Equestrian Proficiency card from NAHRA, or a special adaptive equipment and riding ability form, available from AQHA.
- Eligible conditions are included in AQHA Official Handbook of Rules and Regulations.
- Handlers are required for all classes with one handler per entry in the ring. Handlers must be 16 years of age or older.

#### **Tack and Equipment**

- Equipment should conform to the needs of the competitor and be suitable for the horse. Special adaptive equipment may be used where appropriate.
- English classes - riders must wear a properly fitted and fastened ASTM® approved protective helmet with harness. Peacock irons are recommended in all cases. Proper English attire is required as set forth in the AQHA Official Handbook of Rules and Regulations.
- Western classes - riders must wear a properly fitted and fastened ASTM® approved protective helmet with harness. A Western hat may be affixed over the helmet. Safety stirrups (covered or other approved safety stirrups) are recommended for all riders. Proper Western attire is required as set forth in the AQHA Official Handbook of Rules and Regulations.

#### **Hosting an AQHA EWD Event**

- EWD events can be held as stand-alone AQHA competitions or in conjunction with AQHA-approved shows.
- For stand-alone EWD competitions, AQHA Corporate Partner Markel Insurance will pay the \$50 show approval fee.
- Judges from the list of AQHA-approved judges must be hired to officiate the event.
- Results of event must be submitted to AQHA on official report forms no later than 10 days after conclusion of event.
- Show approval forms can be obtained by contacting the AQHA Show Department at (806) 376-4888, extension 4352.

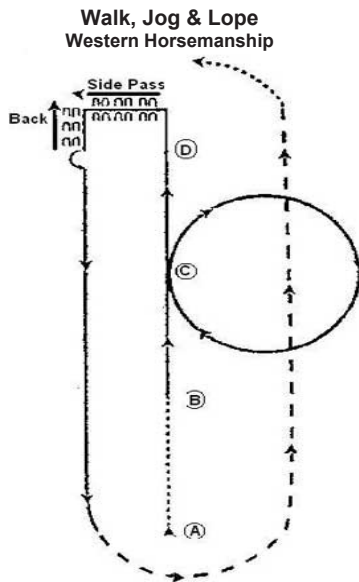
#### **Awards**

- Achievement points to be awarded in each class according to the existing point schedule. (See Chart 415A of the AQHA Official Handbook of Rules and Regulations.)
- Markel Insurance provides first-place medallions for winners in each EWD class at approved events.
- A year-end high-point award will be awarded for each class. Both the high-point exhibitor and high-point horse receive awards.

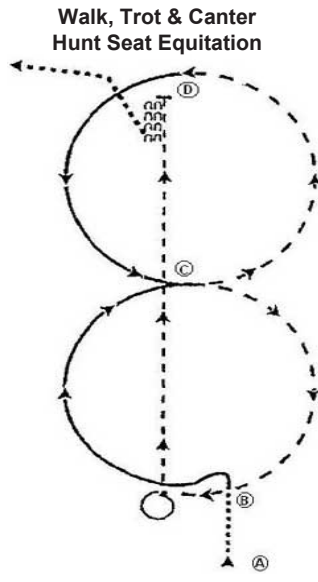
## Classes

- Walk & Jog Western Horsemanship
- Walk & Jog Trail Horse Class
- Walk & Trot Hunt Seat Equitation on the flat

- Walk, Jog & Lope Western Horsemanship
- Showmanship at Halter
- Walk, Trot & Canter Hunt Seat Equitation on the flat

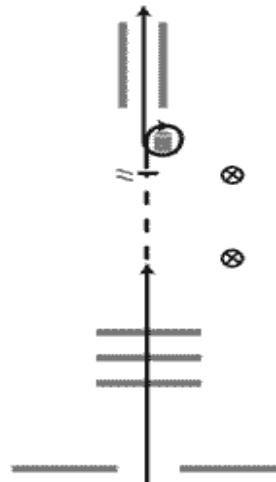


Begin at marker one (A). Walk to marker two (B). Lope right lead to marker three (C) and circle right at marker three (C). Continue loping past marker four (D). Stop. Side pass left. Back three (3) steps. Turn 180 degrees to left on hindquarters. Lope left lead to marker one (A). Drop to jog around marker one (A) to marker four (D). Drop to a walk. Return to rail to place in lineup.



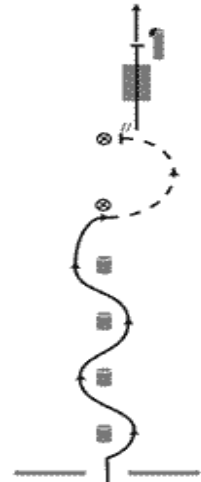
Walk from marker one (A) to marker two (B). Stop. Turn 90 degrees left. Canter right lead to marker three (C). Drop to posting trot right diagonal to marker four (D). At (D), canter left lead to (C). At (C), drop to sitting trot. Troop past (B). Stop. Turn 270 degrees to the left on the haunches. Extend trot to (D), left diagonal. Stop. Back four steps. Walk back to rail

### Walk/Jog Trail Pattern I



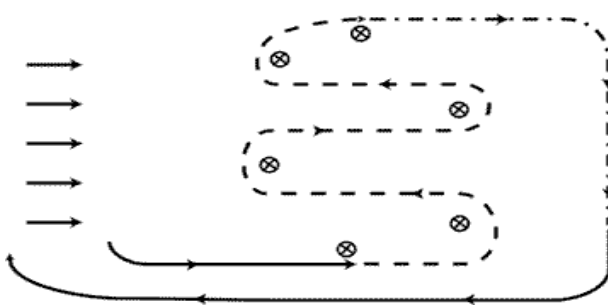
Enter arena and walk through open gate. Walk over poles on the ground. walk to marker one. Jog to marker two. Stop. Back two steps. Walk around a barrel to the right. Walk through gate and exit arena.

### Walk/Jog Trail Pattern II



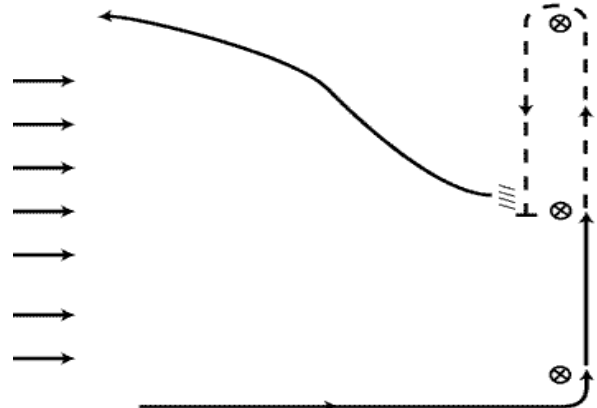
Enter arena and walk through open gate. Walk a serpentine around four barrels in a line. Jog a semicircle from one marker to another. Stop and back two steps. walk into and out of box made of four logs set in a square.

### Walk/Trot Hunt Seat Equitation



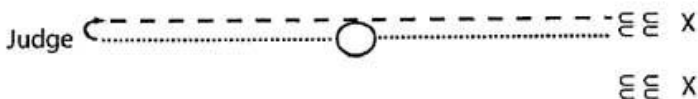
Walk from line to first marker. Trot serpentine around markers. From last serpentine marker extend the trot down the rail to marker. Stop. Walk back and lineup.

### Walk/Jog Western Horsemanship



Walk from line around first marker to second marker, then take up a jog and continue around third marker back to second marker. Stop. Back four steps. Walk back to line.

### Showmanship Pattern II



Walk from line up, and walk halfway to Judge. Stop. Do 360 degree turn to right, walk on to Judge. Stop and set up for inspection. At Judge's indication turn and trot back through line. Assume place in line.

### Showmanship Pattern I



Walk from line up, and walk to Judge. Stop. Set up for inspection. At Judge's indication, turn and trot back through line. Assume place in line.